

Frappé  
CYCLES

“Rediscover your city”

2020

Collection 2020

*Frappé* is modern, practical and sophisticated cycling every day.

Everybody wants to create something new and exciting. As bike enthusiasts with a big dream, we desired to create unique urban bikes. **We aimed for more than just a smooth ride from A to B. We wanted the whole new experience of an urban bike ride,** the perfect combination of motion and enjoyment.





# “Rediscover Your City”

We want you to experience the urban excitement! Often, the old can be re-discovered and perceived in a new light only when we break away from the routine. We believe that bikes have this magic. What was once dull and tiring turns into an exciting and new experience.

Some explore distant mountains and god-forsaken places, yet the others explore areas only meters away from their homes. Change your perspective and experience urban cycling in its purest form.  
**Rediscover your city.**



## Be Efficient in urban commuting



When it matters, you can get to your destination fast. We construct our bikes on notably stiff frame that contributes to maximally efficient transfer of traction.



**E-City Sport**  
page 12



**E-City Comfort**  
page 20





**No sweat.** Arrive to the destination fresh and rested thanks to e-powered cycling experience.



**Riding is no longer tiring. Stay fresh and excited.**



Enjoy comfortable riding in upright seating position on comfortable saddle.



**Flexibly** move over town. stop whenever you need and quickly get from one place to another.

**Ride without unexpected failures**



Frappé bikes are extraordinary durable due to custom frame construction, top-quality components and anti-puncture tires.



**Get energized.** Cycling re-energize your body thanks to physical activity on a fresh air.

**Stay secure.** We equip all our models with quality brakes, lights, lock and anti-puncture tires.



**Relax and wind down.** Cycling promises the experience of new paths and green areas of your city.



**City Sport**  
page 30



**City Comfort**  
page 40



**Junior**  
page 54

# Frappé Signature design

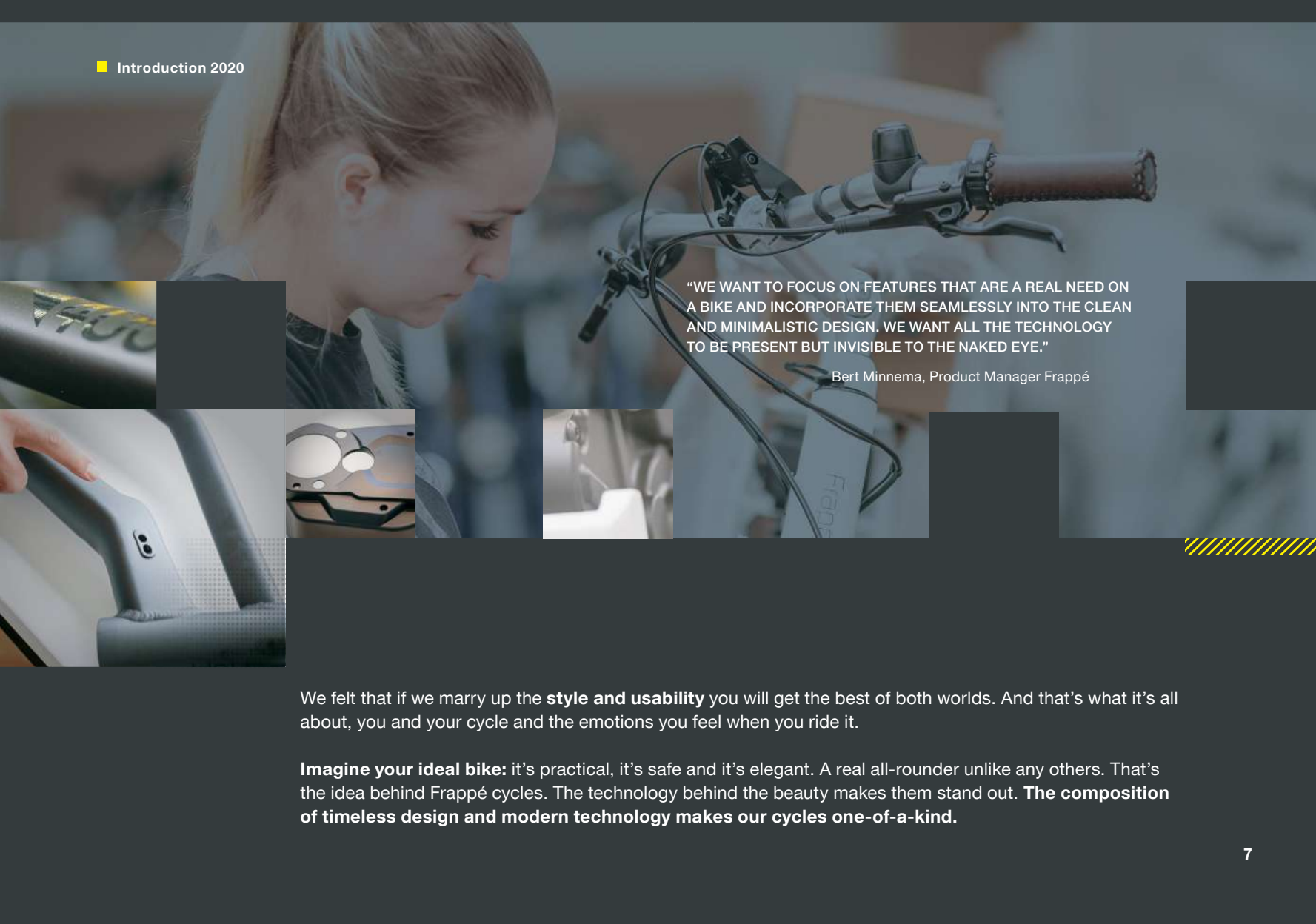
We pride ourselves on taking otherwise ordinary parts and creating extraordinary cycles.

“OUR BIKES ARE PRACTICAL AND SAFE. THE FRAME, THE WHEELS, THE BRAKES, THEY HAVE BEEN CREATED NOT ONLY FOR THEIR OUTSTANDING LOOKS BUT ALSO FOR FUNCTIONALITY AND RELIABILITY.”

– Bert Minnema, Product Manager Frappé




**Frappé cycles** are designed and produced by bike enthusiasts in the heart of Europe, in the Czech Republic. Experts responsible for core tasks in the process are in close collaboration, most of them under one roof.



“WE WANT TO FOCUS ON FEATURES THAT ARE A REAL NEED ON A BIKE AND INCORPORATE THEM SEAMLESSLY INTO THE CLEAN AND MINIMALISTIC DESIGN. WE WANT ALL THE TECHNOLOGY TO BE PRESENT BUT INVISIBLE TO THE NAKED EYE.”

– Bert Minnema, Product Manager Frappé



We felt that if we marry up the **style and usability** you will get the best of both worlds. And that's what it's all about, you and your cycle and the emotions you feel when you ride it.

**Imagine your ideal bike:** it's practical, it's safe and it's elegant. A real all-rounder unlike any others. That's the idea behind Frappé cycles. The technology behind the beauty makes them stand out. **The composition of timeless design and modern technology makes our cycles one-of-a-kind.**

# Frappé

## Signature design

### Modern

Innovations for a greater usability and experience. The construction of the bike is minimalistic, clean, long-lasting... versatile with attention to detail.

### Durable

High quality materials and skilled craftsmanship create long lasting elements and durable cycles.

### Practical

Focus on usability, transportation, weight, right-fit, easy maintenance and common sense.

### Safe

We incorporate accessories to improve safety, stable construction, precise steering... but we also make the bikes secure against theft.



## Comfortable

We opt for comfort solution, be it in the way people sit on the bike or their experience while they ride. This is especially true for our Comfort lines.



GOOD DESIGN IS LONG-LASTING - IT AVOIDS BEING FASHIONABLE AND THEREFORE NEVER APPEARS ANTIQUATED. UNLIKE FASHIONABLE DESIGN, IT LASTS MANY YEARS – EVEN IN TODAY'S THROWAWAY SOCIETY.

GOOD DESIGN IS AS LITTLE DESIGN AS POSSIBLE - LESS, BUT BETTER – BECAUSE IT CONCENTRATES ON THE ESSENTIAL ASPECTS, AND THE PRODUCTS ARE NOT BURDENED WITH NON-ESSENTIALS.

– Dieter Rams: 10 principles of Design

# 21<sup>st</sup> century in the cycling world



## Long range

This system in Eco mode will last for up to 185km on a single charge – reliability in its true form.



**Innovation plays a major role in any success story, and we are positive that e-bikes are the future. They bring 21<sup>st</sup> century to the cycling world. We present to you two e-bike systems. Each unique and distinct in their own sense.**

**Shimano STEPS** is silent but fast reacting which is exactly what you need on an e-bike. Rear or frame mounted battery pack is very neat and elegant looking. A smooth blend of integrated drivetrain and fully customisable power-assist. Nothing but comfort and pure relaxation.

**SHIMANO**  
STEPS

## Walk assist

Shimano steps motor is designed to give you a boost not only when riding but when walking too. Pushing your bike up a steep hill? **Let us help you.**





SPORT  
DRIVE

## Powerful yet delicate

With sporty bikes of E-city Sport line with the battery on the down tube you will most certainly get the thrills you seek. Or choose the rear positioned motor of our Comfort line and enjoy the relaxation that awaits you with every stroke of the pedal.

## Peaceful and quiet

You will never know that the motor is working, quite as a mouse



The second solution is our very own **Sport Drive** (frame mounted or rear carrier battery pack). This is the essence of innovation – the motor is completely integrated and hidden in the frame of the cycle. It is efficient and stylish, a perfect blend of power and beauty. The battery can be positioned in the middle or the back of the cycle alike, depending

on your riding style and needs. **How much more customised can we get?**

**We know that if you are just starting off with an e-bike the concept might be a bit alien to you but trust us on this one, if you'll just take time to get used to your new best friend, it'll be in your service for ever.**


**Swift and agile.** Both of our e-bike solutions provide a smooth ride and excellent handling in the city. Be it commuting or pleasure rides we made sure you get to your destination hassle-free and refreshed, ready for the day ahead.

**Easy to use.** All our e-cycles have a user-friendly interface to accompany the motor. However, if you are still not sure you can always contact us and we will be happy to help no matter how big or how small the question might be.



“Rediscover your city”

Collection 2020



FSD

## Be swift and agile while navigating in city traffic

Be the greener version of the car with no compromises. The design reflects the purpose it is intended for: minimalistic and modern, practical yet sophisticated. We have made your bike. What else can we do for you?



# E-City Sport

The combination of tailored parts provides optimal geometry and perfect rigidity for ease of the ride. The precise and agile steering allows you to manoeuvre narrow streets and tight corners.

For your convenience we have powered the lights with the battery so they still go on even if you stop. Just another little detail showing our commitment to your excellent cycle experience.

# FSD

## Are E-City Sport bikes right for me?

You like to combine speed and ease, the e-city sport bike is your best friend. It brings you to the office or any other place without any physical effort. You arrive as you left; only your hair might need a quick check in the mirror.



### Lock

Factory-mounted lock for a safer storage.



### LED-Lights

E-system powered LED-lights.



### Brakes

Hydraulic disc brakes for advanced precision & safety .




### Antipuncture

Get fast to your destination without sudden failures.

**SPORT  
DRIVE**

**SHIMANO  
STOPS**

State of the art support with Shimano Steps of the super flexible Sport Drive E-system



E-City Sport ■ FSD 100 T



Matte Black

## FSD 100 T Gents

Performance oriented commuter with the power to assist you when you need a burst of energy.







FRAME TYPE	<b>gents comfort</b>
FRAME MATERIAL	<b>alloy</b>
FRAME SIZES (CM)	<b>gents: 53, 57, 61</b>
FRONT FORK	<b>rigid, alloy</b>
E-BIKE SYSTEM	<b>BFI Sport Drive with torque and rotation sensor</b>
DRIVE UNIT	<b>Dapu M155, 36V, 40 Nm</b>
DISPLAY	<b>compact display with control-ring</b>
BATTERY	<b>frame battery (313Wh, 418Wh or 504 Wh)</b>
CHARGER	<b>2 A or 4 A</b>
FRONT HUB	<b>HB-M475</b>
REAR HUB, CASSETE	<b>Sport Drive rear wheel motor</b>
GEARS	<b>D9 (1x9)</b>
CHAIN	<b>KMC X9</b>
FRONT BRAKE	<b>hydraulic disc BR-MT200</b>
REAR BRAKE	<b>hydraulic disc BR-MT200</b>
FRONT LIGHT	<b>AXA Blueline 30</b>
REAR LIGHT	<b>AXA Blueline</b>
SADDLE	<b>Selle Royal Athletic</b>
SEATPOST	<b>rigid, alloy</b>
STEM	<b>adjustable, 180x90/110</b>
HANDLEBAR	<b>alloy, 620 mm</b>
GRIPS	<b>Herrmans, comfort</b>
TIRES	<b>CST Otis, 37-622 puncture protection</b>
RIMS	<b>J19DC, alloy double wall</b>
SPOKES	<b>stainless steel</b>
REAR CARRIER	<b>alloy, with strap</b>
LOCK	<b>AXA Solid</b>

Powered by: **SPORT  
DRIVE**

## Why will you love this bike?

Sport Drive powered stripped back Frappé. No compromise on performance, no compromise on safety. Lights, anti-puncture tires, integrated motor and cables, all here and yet blended into the cycle's modern body. You would never know it's all there if we didn't tell you.

E-City Sport ■ FSD 100T

Matte Black



FSD 100T Lady

Matte Soft Green



Lady

FRAME TYPE	ladies comfort
FRAME MATERIAL	alloy
FRAME SIZES (CM)	gents: 49,53,57
FRONT FORK	rigid, alloy
E-BIKE SYSTEM	BFI Sport Drive with torque and rotation sensor
DRIVE UNIT	Dapu M155, 36V, 40 Nm
DISPLAY	compact display with control-ring
BATTERY	frame battery (313Wh, 418Wh or 504 Wh)
CHARGER	2 A or 4 A
FRONT HUB	HB-M475
REAR HUB, CASSETE	Sport Drive rear wheel motor
GEARS	D9 (1x9)
CHAIN	KMC X9
FRONT BRAKE	hydraulic disc BR-MT200
REAR BRAKE	hydraulic disc BR-MT200
FRONT LIGHT	AXA Blueline 30
REAR LIGHT	AXA Blueline
SADDLE	Selle Royal Athletic
SEATPOST	rigid, alloy
STEM	adjustable, 180x90/110
HANDLEBAR	alloy, 620 mm
GRIPS	Herrmans, comfort
TIRES	CST Otis, 37-622 puncture protection
RIMS	J19DC, alloy double wall
SPOKES	stainless steel
REAR CARRIER	alloy, with strap
LOCK	AXA Solid
KICKSTAND	Atran Velo, rear

Powered by: **SPORT DRIVE**

E-City Sport ■ FSC 300

Matte Dark Green



FSC 300 Gents

Matte Silver



# Lady

Matte Silver



FRAME TYPE	gents / ladies: trapez
FRAME MATERIAL	alloy 6061
FRAME SIZES (CM)	gents: 48, 55 / ladies: 42, 46
FRONT FORK	rigid, steel
E-BIKE SYSTEM	Shimano Steps
DRIVE UNIT	DU-E6100
DISPLAY	SC-E6100
BATTERY	504 Wh, semi-integrated
CHARGER	1.8 A
FRONT HUB	HB-TX505
REAR HUB, CASSETE	FH-TX505, 11-32
GEARS	8 speed Claris RD-R2000
CHAIN	KMC X8 ept
FRONT BRAKE	hydraulic disc BR-MT200
REAR BRAKE	hydraulic disc BR-MT200
FRONT LIGHT	AXA Compactline 20
REAR LIGHT	AXA Blueline
SADDLE	Selle Royal Nuvola
SEATPOST	rigid, alloy
STEM	adjustable A-head, 90/110
HANDLEBAR	alloy, 620 mm
GRIPS	Selle Royal, comfort
TIRES	Schwalbe Silento, 42-622 puncture protection
RIMS	alloy double wall
SPOKES	stainless steel
REAR CARRIER	alloy, with strap
LOCK	AXA Solid Plus
KICKSTAND	Atran Velo, rear

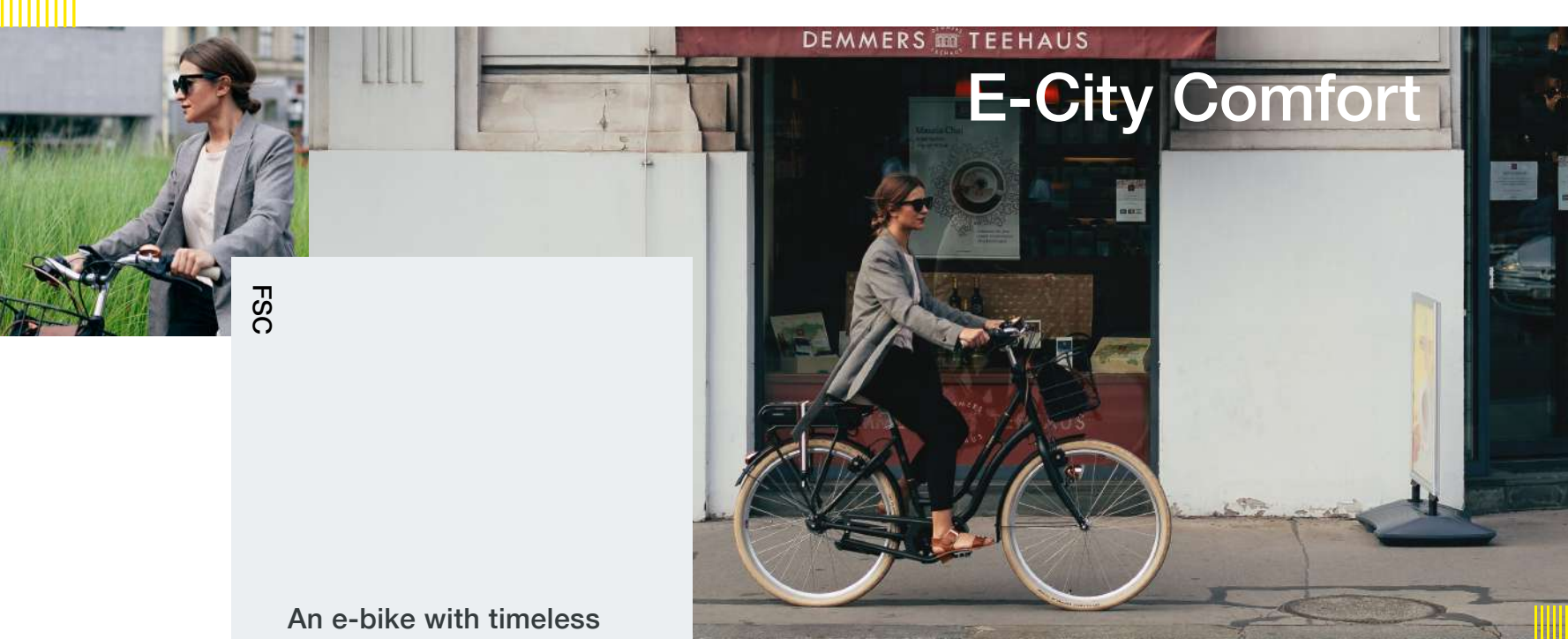


Matte Dark Green

# FSC



Powered by: **SHIMANO**  
STEPS



# E-City Comfort

FSC

## An e-bike with timeless shapes?

This is a true modern take on a urban cycling icon. A perfect combination of nostalgia and a current day practicality. All the hidden tech and modern components give Frappé the state-of-the-art support.

Imagine living on the outskirts of the city and still being able to cycle everywhere you like? E-City Comfort gives you that option. The Sport Drive or Shimano Steps systems allow you to go faster and further and still

arrive at your destination fresh and rested, ready for yet another city adventure. This cycle will even make you fall in love with biking all over again. The ride will be so good that you will not want to stop.

# FSC

## Are E-City Comfort bikes right for me?

You like to combine the beauty of style of your bike with the utmost comfort. Your bike fits you and it supports you all the way. An ever-relaxed ride for an ever-relaxed person. You are mature enough to appreciate easy ride with style.



### Lock

Factory-mounted frame lock for a safer storage.



### Comfort

Comfortable premium saddle.



### LED-Lights

E-system powered LED-lights.



### Frame Design

Durable aluminum frames with internal cable routing.



### Brakes

Hydraulic disc brakes for advanced precision & safety.



### Antipuncture

No unexpected stops on the way due to flat tire.

**SHIMANO** *SPORT DRIVE*  
STOPS

### E-support

State of the art support with Shimano Steps or Sport Drive E-system.



E-City Comfort ■ FSC 460 BE



Matte Black

FSC 460 BE Lady





FRAME TYPE	easy entry
FRAME MATERIAL	alloy 6061
FRAME SIZES (CM)	45,50,54
FRONT FORK	Suntour suspension
E-BIKE SYSTEM	Shimano Steps 6000
DRIVE UNIT	DU-E6100
DISPLAY	SC-E6100
BATTERY	504 Wh, carrier
CHARGER	1.8 A
FRONT HUB	alloy, KT
REAR HUB, CASSETE	FH-TX505, 11-32
GEARS	8 speed Claris RD-R2000
CHAIN	KMC X8 ept
FRONT BRAKE	hydraulic disc BR-MT200
REAR BRAKE	hydraulic disc BR-MT200
FRONT LIGHT	AXA Compactline 20
REAR LIGHT	AXA Blueline
SADDLE	Selle Royal Sfera
SEATPOST	rigid, alloy
STEM	adjustable, 180x90
HANDLEBAR	alloy, 620 mm
GRIPS	Justek, straight
TIRES	CST Ampero 40-622 puncture protection
RIMS	alloy double wall
SPOKES	stainless steel
REAR CARRIER	alloy, with spring
LOCK	AXA Solid Plus
KICKSTAND	Atran Velo, rear
PEDALS	Marwi SP823

Powered by: **SHIMANO**  
STEPS

E-City Comfort ■ FSC 400 BE




Lady



Matte White

FSC 400 BE

Matte Blue



FRAME TYPE easy entry  
FRAME MATERIAL alloy 6061  
FRAME SIZES (CM) 46, 50, 54  
FRONT FORK rigid, steel  
E-BIKE SYSTEM Shimano Steps 5000  
DRIVE UNIT DU-E5000  
DISPLAY SC-E6100  
BATTERY 504 Wh, carrier  
CHARGER 1.8 A  
FRONT HUB HB-TX505  
REAR HUB, CASSETTE SG-C3001-7D  
GEARS N7  
CHAIN KMC Z1eHX ept  
FRONT BRAKE hydraulic disc BR-MT200  
REAR BRAKE coaster brake

FRONT LIGHT  
REAR LIGHT  
SADDLE  
SEATPOST  
STEM  
HANDLEBAR  
GRIPS  
TIRES  
RIMS  
SPOKES  
REAR CARRIER  
LOCK  
KICKSTAND  
PEDALS  
ACCESSORIES

AXA Ecoline 15  
AXA Blueline  
Selle Royal Giara  
rigid, alloy  
adjustable, 180x90  
alloy, 620 mm  
Justek, straight  
CST Ampero, 40-622 puncture protection  
J19ZK, alloy double wall  
stainless steel  
alloy, with spring  
AXA Solid Plus  
Atran Velo, rear  
Marwi SP823  
steering lock

Powered by: **SHIMANO**  
STOPS



E-City Comfort ■ FSC 260 BE

FSC



Lady

Matte Black



FRAME TYPE	classic
FRAME MATERIAL	alloy 6061
FRAME SIZES (CM)	46, 50, 54
FRONT FORK	rigid, steel
E-BIKE SYSTEM	Shimano Steps 6000
DRIVE UNIT	DU-E6100
DISPLAY	SC-E6100
BATTERY	504 Wh, carrier
CHARGER	1.8 A
FRONT HUB	alloy, KT
REAR HUB, CASSETTE	Nexus SG-C3000-7R, 18T
GEARS	7 speed internal
CHAIN	KMC Z1eHX ept
FRONT BRAKE	hydraulic rim brake HS11
REAR BRAKE	hydraulic rim brake HS11

FRONT LIGHT
REAR LIGHT
SADDLE
SEATPOST
STEM
HANDLEBAR
GRIPS
TIRES
RIMS
SPOKES
REAR CARRIER
LOCK
KICKSTAND
PEDALS

Spanninga Swingo
Spanninga Pixeo
Selle Royal Gipsy
rigid, alloy
fixed, 280x40
alloy, 620 mm
Justek, straight
CST Zeppelin, 47-622 puncture protection
alloy double wall
stainless steel
alloy, with strap
AXA Solid Plus
Ursus, center
Marwi SP811
steering lock, front basket

Powered by:

**SHIMANO**  
STEPS

E-City Comfort ■ FSC 200 BE

Matte Very Light Brown



FSC 200 BE

Powered by: **SHIMANO**  
STEPS

E-City Comfort ■ FSC 200 BE



Lady

FRAME TYPE	classic
FRAME MATERIAL	alloy 6061
FRAME SIZES (CM)	46, 50, 54
FRONT FORK	rigid, steel
E-BIKE SYSTEM	Shimano Steps
DRIVE UNIT	DU-E5000
DISPLAY	SC-E6100
BATTERY	504 Wh, carrier
CHARGER	1.8 A
FRONT HUB	alloy, KT
REAR HUB, CASSETE	Nexus SG-C3000-7R, 18T
GEARS	7 speed internal
CHAIN	KMC Z1eHX ept
FRONT BRAKE	hydraulic rim brake HS11
REAR BRAKE	hydraulic rim brake HS11
FRONT LIGHT	Spanninga Swingo
REAR LIGHT	Spanninga Pixeo
SADDLE	Selle Royal Gipsy
SEATPOST	rigid, alloy
STEM	fixed, 280x40
HANDLEBAR	alloy, 620 mm
GRIPS	Justek, straight
TIRES	CST Zeppelin, 47-622 puncture protection
RIMS	alloy double wall
SPOKES	stainless steel
REAR CARRIER	alloy, with strap
LOCK	AXA Solid Plus
KICKSTAND	Ursus, center
PEDALS	Marwi SP811
ACCESSORIES	steering lock, front basket

Matte Crème



Powered by: **SHIMANO**  
STEPS

E-City Comfort ■ FSC 200 BE



Lady

FSC 200 BE

Matte Green



Matte Black

FRAME TYPE	classic
FRAME MATERIAL	alloy 6061
FRAME SIZES (CM)	46, 50, 54
FRONT FORK	rigid, steel
E-BIKE SYSTEM	Shimano Steps
DRIVE UNIT	DU-E5000
DISPLAY	SC-E6100
BATTERY	504 Wh, carrier
CHARGER	1.á A
FRONT HUB	alloy, KT
REAR HUB, CASSETTE	Nexus SG-C3000-7R, 18T
GEARS	7 speed internal
CHAIN	KMC Z1eHX ept
FRONT BRAKE	hydraulic rim brake HS11
REAR BRAKE	hydraulic rim brake HS11

FRONT LIGHT	
REAR LIGHT	
SADDLE	
SEATPOST	
STEM	
HANDLEBAR	
GRIPS	
TIRES	
RIMS	
SPOKES	
REAR CARRIER	
LOCK	
KICKSTAND	
PEDALS	
ACCESSORIES	

Spanninga Swingo	
Spanninga Pixeo	
Selle Royal Gipsy	
rigid, alloy	
fixed, 280x40	
alloy, 620 mm	
Justek, straight	
CST Zeppelin, 47-622 puncture protection	
alloy double wall	
stainless steel	
alloy, with strap	
AXA Solid Plus	
Ursus, center	
Marwi SP811	
steering lock, front basket	





FSS

## No bells and whistles, just pure cycling pleasure.

Designed for the ultimate cycling experience. It can be your commuting expert, your sporting experience or 'you time' provider. It gives you the confidence and the speed to go anywhere you want, whenever you want.



# City Sport

The slick and modern design of this category makes the City Sport Frappé adaptable to any role. The modern components provide speed and comfort for the everyday commute. Certain models have the Gates Carbon

Drive which provides a grease free, hassle free, clean and silent ride. This Frappé category has been made to provide the purest joy you can experience while urban cycling. Experience the urban freedom.



# FSS

## Are City Sport bikes right for me?

You are an ambitious man or woman who cares about the environment and about what you wear and what you buy. Everything you own fits your personality; modern, fast and no-nonsense. You like to move around swiftly across your city but you also like to enjoy your time with friends, in parks or at city outskirts.



**LED-Lights**  
Dynamo powered LED-lights.



**Lock**  
Factory-mounted lock for a safer storage.



**Belt drive**  
Gates belt drive on some models for a smooth run.



**Brakes**  
Hydraulic disc brakes for advanced precision & safety.



**Antipuncture**  
Get fast to your destination without sudden failures.



City Sport ■ FSS 500



Matte Black

FSS 500 Gents



Matte Fresh Green



Lady

FRAME TYPE	gents / ladies: easy trapez
FRAME MATERIAL	alloy 6061
FRAME SIZES (CM)	gents: 53, 57, 61 / ladies: 49, 53, 57
FRONT FORK	rigid, alloy
FRONT HUB	hubdynamo DH-3D37-QR
REAR HUB, CASSETE	FH-TX505, 11-32
GEARS	D8 (1x8)
CHAIN	KMC Z8 ept
CHAINCASE	open, alloy
FRONT BRAKE	mechanical disc
REAR BRAKE	mechanical disc
FRONT LIGHT	AXA Blueline 30
REAR LIGHT	AXA Blueline
SADDLE	Selle Royal Athletic
SEATPOST	rigid, alloy
STEM	adjustable, 180x90/110
HANDLEBAR	alloy, 620 mm
GRIPS	Herrmans, comfort
TIRES	CST Otis, 37-622 puncture protection
RIMS	J19DC, alloy double wall
SPOKES	stainless steel
REAR CARRIER	alloy, with binder
LOCK	AXA Solid Plus
KICKSTAND	Atran Velo, center
PEDALS	Marwi SP420



Matte Black

City Sport ■ FSS 400



Matte Champagne

# FSS 400 Gents



Matte White



Matte White



Lady

FRAME TYPE	gents / ladies: easy trapez
FRAME MATERIAL	alloy 6061
FRAME SIZES (CM)	gents: 53, 57, 61 / ladies: 49, 53, 57
FRONT FORK	rigid, alloy
FRONT HUB	dynamo DH-3D37-NT
REAR HUB, CASSETE	SG-C3001-7D, CDX24
GEARS	N7 with
BELT	Gates beltdrive CDN
CHAINCASE	open, alloy
FRONT BRAKE	mechanical disc
REAR BRAKE	mechanical disc
FRONT LIGHT	AXA Blueline 30
REAR LIGHT	AXA Blueline
SADDLE	Selle Royal Athletic
SEATPOST	rigid, alloy
STEM	adjustable, 180x90/110
HANDLEBAR	alloy, 620 mm
GRIPS	Herrmans, comfort
TIRES	CST Otis, 37-622 puncture protection
RIMS	alloy double wall
SPOKES	stainless steel
REAR CARRIER	alloy, with binder
LOCK	AXA Solid Plus
KICKSTAND	Atran Velo, center
PEDALS	Marwi SP420



Matte Champagne

City Sport ■ FSS 300

Matte Soft Green



# FSS 300 Lady



Matte Blue



Gents

FRAME TYPE	gents / ladies: easy trapez
FRAME MATERIAL	alloy 6061
FRAME SIZES (CM)	gents: 53, 57, 61 / ladies: 49, 53, 57
FRONT FORK	rigid, alloy
FRONT HUB	dynamo DH-C6000
REAR HUB, CASSETE	Nexus SG-C3001-7R, 20T
GEARS	N7
CHAIN	KMC Z1 ept
CHAINCASE	open, alloy
FRONT BRAKE	rollerbrake BR-C3010
REAR BRAKE	rollerbrake BR-C3010
FRONT LIGHT	AXA Blueline 30
REAR LIGHT	AXA Blueline battery
SADDLE	Selle Royal Athletic
SEATPOST	rigid, alloy
STEM	adjustable, 180x90/110
HANDLEBAR	alloy, 620 mm
GRIPS	Herrmans, comfort
TIRES	CST Otis, 37-622 puncture protection
RIMS	alloy double wall
SPOKES	stainless steel
REAR CARRIER	alloy, with binder
LOCK	AXA Solid Plus
KICKSTAND	Atran Velo, center
PEDALS	Marwi SP420

Matte Blue

City Sport ■ FCS 300

Matte Silver / Brown



FCS 300 Gents





Lady

FRAME TYPE	gents / ladies: easy trapez
FRAME MATERIAL	alloy 6061
FRAME SIZES (CM)	gents: 53, 57, 61 / ladies: 49, 53, 57
FRONT FORK	rigid, alloy
FRONT HUB	HB-IM40
REAR HUB, CASSETE	SG-C3001-7R, 20T
GEARS	N7
BELT	Belts CDN drive
CHAINCASE	open, alloy
FRONT BRAKE	rollerbrake BR-C3010
REAR BRAKE	rollerbrake BR-C3010
FRONT LIGHT	Spanninga Galeo battery
REAR LIGHT	Marwi UN-4450 battery
SADDLE	Selle Royal Lancia
SEATPOST	rigid, alloy
STEM	adjustable, 180x90/110
HANDLEBAR	alloy, 620 mm
GRIPS	Herrmans, comfort
TIRES	CST Otis, 37-622 puncture protection
RIMS	alloy double wall
SPOKES	stainless steel
REAR CARRIER	alloy, with binder
LOCK	AXA Solid Plus
KICKSTAND	Atran Velo, center
PEDALS	Marwi SP420

Matte Silver / Pink

FCS



# City Comfort



FCL

## Modern redefinition of urban cycling heritage

We made sure that when you ride Frappé you arrive at your destination in style. Our light, aluminium frame has been shaped for comfort and everything else has been designed to make your ride truly enjoyable.



The colours have been designed to complement each other, and give you a stylishly modern look. Even the saddle has been carefully thought of and chosen to provide a smooth and comfortable ride. You can

navigate through the morning city with your basket full of groceries, as well as enjoy your ride after a cup of coffee with your friends in the afternoon.

# FCL

## Are City Comfort bikes right for me?

You are a confident woman who likes to dress in a modern and trendy way and always combine this with fashionable accessories. Your bike is one of them; it represents your style and fits your idea of beauty and comfort.



### Lock

Frame lock for a safer storage and steering lock for a comfortable parking as you stop on the way.



### Comfort

Comfortable premium saddle.



### LED-Lights

Hub dynamo or battery powered LED-lights




### Kick Stand

Extremely stable double leg kickstand.



### Antipuncture

No unexpected stops on the way due to flat tire.



City Comfort ■ FCL 500 BE

Matte Brown Red



Lady

FCL 500 BE



City Comfort ■ FCL 500 BE



Lady

FCL

FRAME TYPE	easy entry
FRAME MATERIAL	alloy 6061
FRAME SIZES (CM)	45, 50, 54
FRONT FORK	rigid, steel
FRONT HUB	dynamo DH-3N31-NT
REAR HUB, CASSETE	SG-C3001-7R, 18T
GEARS	N7
CHAIN	KMC Z1 ept
CHAIN CASE	open, steel
FRONT BRAKE	v-brake
REAR BRAKE	v-brake
FRONT LIGHT	Spanninga Swingo
REAR LIGHT	Spanninga Nr.9
SADDLE	Selle Royal Gipsy with springs
SEATPOST	rigid, alloy
STEM	adjustable, 180x90
HANDLEBAR	alloy, 600 mm
GRIPS	Justek, straight
TIRES	CST Zeppelin 42-622 (puncture protection)
RIMS	alloy double wall
SPOKES	stainless steel
REAR CARRIER	steel, with strap
LOCK	AXA Solid Plus
KICKSTAND	Atran Velo, center
PEDALS	Marwi SP823
ACCESSORIES	Matte Brown Red: front basket with wooden plate Matte Crème: front wooden basket

Matte Crème

45

City Comfort ■ FCL 400 BE

# FCL 400 BE



Lady




Matte Light Blue

FRAME TYPE	classic
FRAME MATERIAL	alloy 6061
FRAME SIZES (CM)	45, 50, 54
FRONT FORK	rigid, steel
FRONT HUB	alloy, KT
REAR HUB, CASSETE	Nexus SG-C3001-7R, 18T
GEARS	7 speed internal
CHAIN	KMC Z1 ept
CHAIN CASE	open, steel
FRONT BRAKE	v-brake
REAR BRAKE	v-brake
FRONT LIGHT	Spanninga Swingo battery
REAR LIGHT	Spanninga Vena battery

SADDLE	Selle Royal Classic
SEATPOST	rigid, alloy
STEM	fixed, 280x40
HANDLEBAR	steel, CP, 620 mm
GRIPS	Widek classic
TIRES	CST Zeppelin, 42-622 puncture protection
RIMS	alloy double wall
SPOKES	stainless steel
REAR CARRIER	steel, with strap
LOCK	AXA Solid Plus
KICKSTAND	Massload, double leg
PEDALS	Marwi SP809
ACCESSORIES	front rack

SADDLE	Selle Royal Classic
SEATPOST	rigid, alloy
STEM	fixed, 280x40
HANDLEBAR	steel, CP, 620 mm
GRIPS	Widek classic
TIRES	CST Zeppelin, 42-622 puncture protection
RIMS	alloy double wall
SPOKES	stainless steel
REAR CARRIER	steel, with strap
LOCK	AXA Solid Plus
KICKSTAND	Massload, double leg
PEDALS	Marwi SP809
ACCESSORIES	front rack



# FCL 400 BE

Matte Black



Matte Rose



City Comfort ■ FCL 400 BE

Matte Green



Lady

FCL 400 BE



Matte Titanium





Gents

FRAME TYPE	gents: classic / ladies: classic
FRAME MATERIAL	alloy 6061
FRAME SIZES (CM)	gents: 53, 56 / ladies: 45, 50, 54
FRONT FORK	rigid, steel
FRONT HUB	KT-A56F
REAR HUB, CASSETE	Nexus SG-C3001-7R, 18T
GEARS	N7
CHAIN	KMC Z1 ept
CHAIN CASE	open, steel
FRONT BRAKE	v-brake
REAR BRAKE	v-brake
FRONT LIGHT	Spanninga Swingo
REAR LIGHT	Spanninga Vena Battery
SADDLE	Selle Royal Classic with springs
SEATPOST	rigid, alloy
STEM	fixed, 280x40
HANDLEBAR	steel, CP, 620 mm
GRIPS	Widek classic
TIRES	alloy double wall
RIMS	stainless steel
SPOKES	CST Zeppelin 42-622 (puncture protection)
REAR CARRIER	steel, with strap
LOCK	AXA Solid Plus
KICKSTAND	Massload, double leg
PEDALS	Marwi SP809
ACCESSORIES	steering lock, front rack

City Comfort ■ FCL 300 BE

# FCL 300 BE



Lady



Matte Rose

FRAME TYPE	classic
FRAME MATERIAL	alloy 6061
FRAME SIZES (CM)	45, 50, 54
FRONT FORK	rigid, steel
FRONT HUB	KT-A56F
REAR HUB, CASSETE	Nexus SG-C3001-7R, 18T
GEARS	N7
CHAIN	KMC Z1 ept
CHAIN CASE	open, steel
FRONT BRAKE	v-brake
REAR BRAKE	v-brake
FRONT LIGHT	Spanninga Swingo battery
REAR LIGHT	Spanninga Vena battery

SADDLE	Selle Royal Classic with Springs
SEATPOST	rigid, alloy
STEM	fixed, 280x40
HANDLEBAR	steel, CP, 620 mm
GRIPS	Widek classic
TIRES	CST Zeppelin, 42-622 puncture protection
RIMS	alloy double wall
SPOKES	stainless steel
REAR CARRIER	steel, with strap
LOCK	AXA Solid Plus
KICKSTAND	Massload, double leg
PEDALS	Marwi SP809
ACCESSORIES	steering lock, front basket





Matte Black



Matte Fresh Green



FCL

City Comfort ■ FCL 200 BE



Matte Copper Brown

FCL 200 BE

This bike was made for discovering your city's most interesting sights and finding its hidden gems.





FRAME TYPE	classic
FRAME MATERIAL	alloy 6061
FRAME SIZES (CM)	45, 50, 54
FRONT FORK	rigid, steel
FRONT HUB	KT-A56F
REAR HUB, CASSETE	Nexus SG-C3001-7R, 18T
GEARS	N7
CHAIN	KMC Z1 ept
CHAIN CASE	open, steel
FRONT BRAKE	v-brake
REAR BRAKE	v-brake
FRONT LIGHT	Spanninga Swingo battery
REAR LIGHT	Spanninga Vena battery
SADDLE	Selle Royal Classic with Springs
SEATPOST	rigid, alloy
STEM	fixed, 280x40
HANDLEBAR	steel, CP, 620 mm
GRIPS	Widek classic
TIRES	CST Zeppelin, 42-622 puncture protection
RIMS	alloy double wall
SPOKES	stainless steel
REAR CARRIER	steel, with strap
LOCK	AXA Solid Plus
KICKSTAND	Atran Velo, center
PEDALS	Marwi SP809

**Why will you love this bike?**

Our entry level models are far from basic. Favourite feature: battery powered lights and rear carrier. A true leisure cycle.

City Comfort ■ FCC 300



Lady

FCC 300

Gloss Black



Matte Red Rose

FRAME TYPE  
FRAME MATERIAL  
FRAME SIZES (CM)  
FRONT FORK  
FRONT HUB  
REAR HUB, CASSETE  
GEARS  
CHAIN  
CHAIN CASE  
FRONT BRAKE  
REAR BRAKE  
FRONT LIGHT  
REAR LIGHT  
SADDLE  
SEATPOST

comfort  
alloy 6061  
49, 53, 57  
rigid, steel  
dynamo DH-2R35-E  
SG-C3001-7R, 18T  
N7  
KMC Z1 ept  
closed  
rollerbrake BR-C3000  
rollerbrake BR-C3000  
AXA Echo 15  
Marwi UN 4450 battery  
Selle Royal Giara  
rigid, alloy

STEM  
HANDLEBAR  
GRIPS  
TIRES  
RIMS  
SPOKES  
REAR CARRIER  
LOCK  
KICKSTAND  
PEDALS  
ACCESSORIES

fixed, 180x80  
alloy, 620 mm  
Justek, straight  
CST Otis, 37-622 puncture protection  
alloy double wall  
stainless steel  
steel, with strap  
AXA Solid Plus  
Atran Velo, center  
Marwi SP823  
steering lock, front basket



# Junior

FCL

## Early city discoveries with Frappé? Yes!

Our light, aluminium frame has been shaped for comfort and everything else has been designed to make the ride truly enjoyable and safe. The saddle has been carefully thought of and chosen to provide a smooth and comfortable ride. All of this, customised to perfection, so your little princess will feel like royalty cycling with Frappé.







**Comfort**  
Upright riding position & comfy saddle.



**Lock**  
Factory-mounted lock for a safer storage.




**Light Frame**  
Light aluminium means more fun in the city.



**Safe & Visible**  
Front and rear light will make the bike visible while riding.



**Kick-Stand**  
Easily park the bike and bring it back without scratches.



City Comfort Junior ■ FCL 24



FCL 24

Matte Light Green



FRAME TYPE	classic
FRAME MATERIAL	alloy 6061
FRAME SIZES (CM)	38
FRONT FORK	rigid, steel
FRONT HUB	alloy, KT
REAR HUB, CASSETTE	Nexus SG-3R40, 16T
GEARS	3 speed internal
CHAIN	KMC HV410
CHAIN CASE	open, steel
FRONT BRAKE	v-brake
REAR BRAKE	v-brake
FRONT LIGHT	Marwi Classic battery
REAR LIGHT	Marwi fender battery


SADDLE	Velo with spring
SEATPOST	rigid, alloy
STEM	fixed, 180x40
HANDLEBAR	steel, CP, 620 mm
GRIPS	Widek classic
RIMS	alloy
SPOKES	zinc steel
TIRES	Deli, 47-507 with reflection
REAR CARRIER	steel, with strap
LOCK	AXA
KICKSTAND	Atran Velo, center
PEDALS	Marwi SP807
ACCESSOIRES	front rack



City Comfort Junior ■ FCL 24



Matte Rose







Frappé is modern, practical and sophisticated cycling every day.

